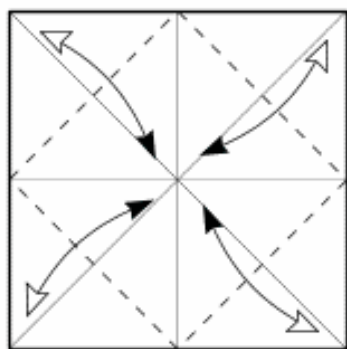
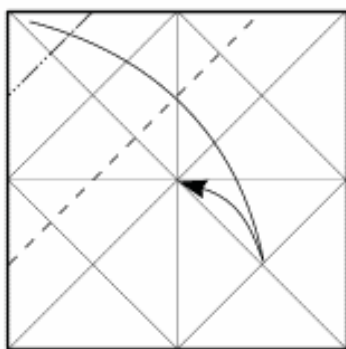


Hvězda (Star) 1/2

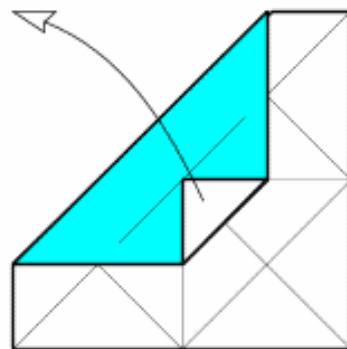
Autor: John Montroll (c) 1985
Nakreslil: František Grebeníček (c) 1999



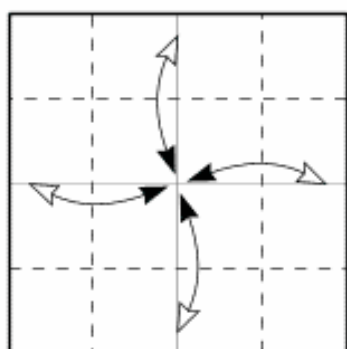
1)



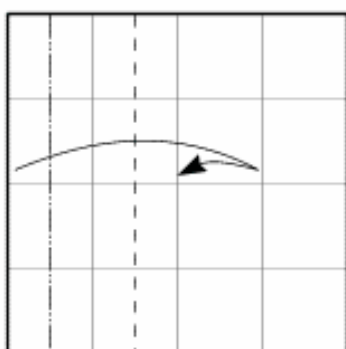
2)



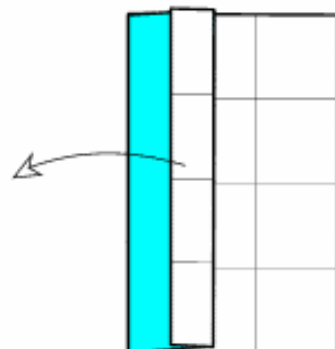
3) Zopakujte kroky 1 a 2 pro zbylé tři rohy.



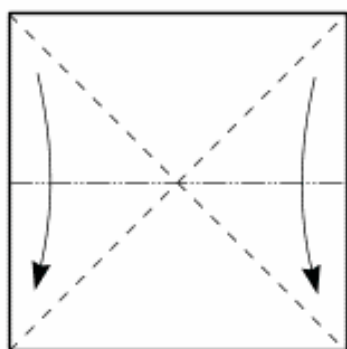
4)



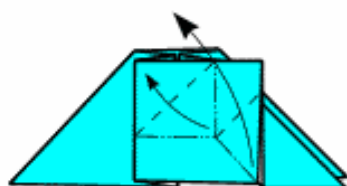
5)



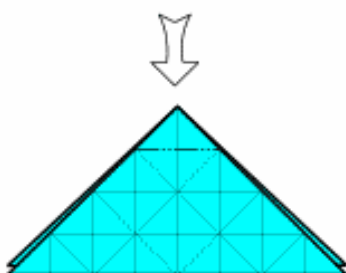
6) Zopakujte kroky 5 a 6 pro zbylé tři strany.



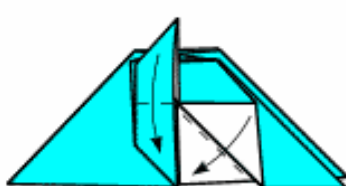
7) Složte základ vodní bomby (water bomb base).



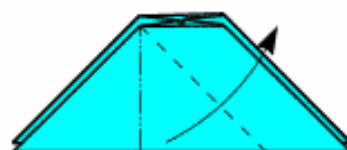
10)



8) Prolomte dovnitř (sink).



11)



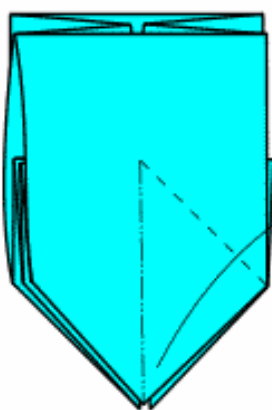
9) Rozevřete (squash-fold).



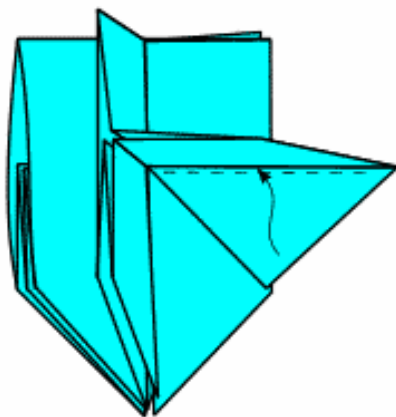
12) Zopakujte kroky 9-11 na zbylých třech stranách.

Hvězda (Star) 2/2

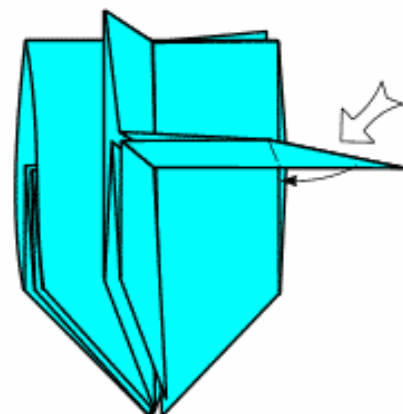
Autor: John Montroll (c) 1985
Nakreslil: František Grebeníček (c) 1999



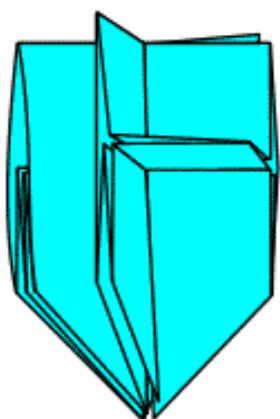
13) Vzniká prostorový model.



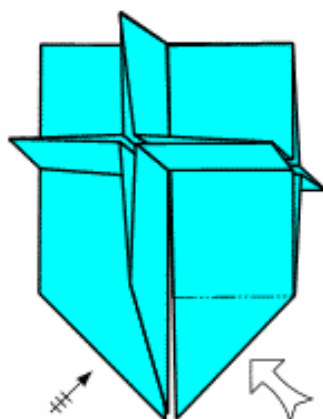
14) Vsunout dovnitř.



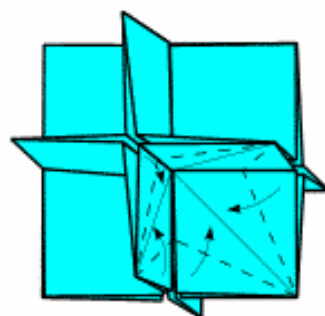
15) Prolomit dovnitř (reverse fold).




16) Zopakujte kroky 13-15 ještě třikrát.



17) Prolomit dovnitř; zopakovat třikrát.



18) Zopakovat všude.



19) HVĚZDA